

FIRST
IN CLEAN
AIR

PURAFIL

SERVICE GUIDE

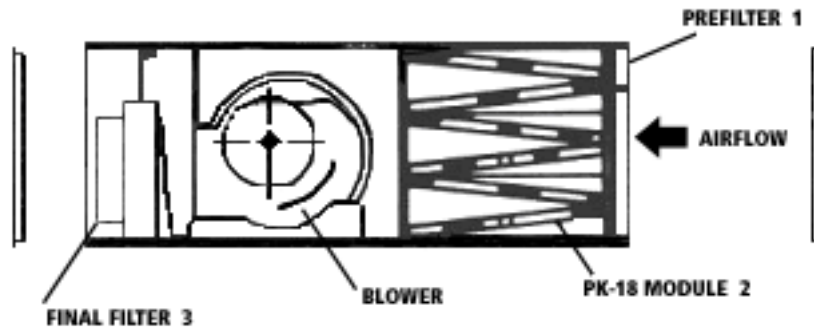
4

ROOM AIR PURIFIER

INSTALLATION, OPERATION & MAINTENANCE
INSTRUCTIONS

The RAP-750 is a self-contained air filter unit designed to remove both the particulate matter and odor causing gases in cigarette smoke. It draws up to 750 CFM and operates on a 115-volt, single phase, 60 HZ, 2-speed motor.

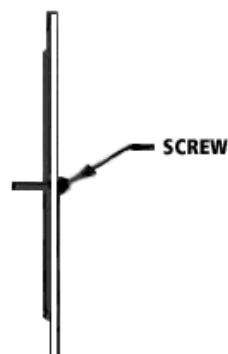
Three stages of filtration are provided by the unit as follows:



- (1) The first stage is a one-half inch thick polymedia filter. The filter has a removal efficiency of approximately twenty five percent (25%) of particles one micron in size and larger. It provides protection to the chemical media bank which follows.
- (2) The second stage consists of three v-shaped modules. Each module contains Purafil media to adsorb, absorb and chemically oxidize the numerous gaseous contaminants found in cigarette smoke. The modules are perforated plastic.
- (3) The third stage is a JFL-90 particulate filter. This filter has a removal efficiency of 90% at one micron or 85% at 0.5 micron. The final filter is intended to trap any smoke particles as well as any microscopic dust from the chemical media.

INSTALLATION

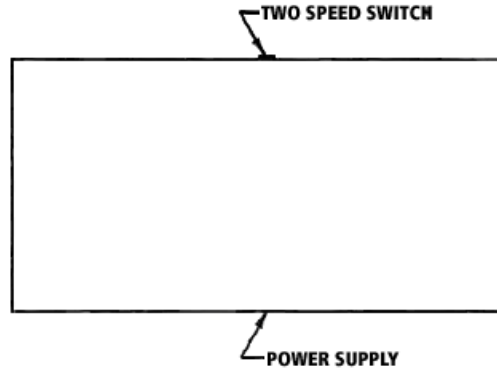
- (1) The unit can be placed on a table or other suitable flat surface or suspended from the ceiling.
- (2) Remove the intake grill by using a screwdriver to remove the two screws securing the intake grill for access to the prefilter and three modules.



- (3) If the modules are the refillable type, remove all modules from the unit and fill with Purafil media according to the Module Filling and Media Replacement Service Guide.
- (4) Put the modules inside the unit. Caution: The base of the v-shaped module should be installed in the direction of airflow.



- (5) Replace the prefilter inside the unit.
- (6) Replace the intake grill using a screwdriver to secure the two screws in place.
- (7) Plug the electrical cord into a 115V outlet.



- (8) Turn on the unit using two speed switch and check for vibration.

REPLACEMENT PARTS

Prefilter: The polymedia filter should be changed every three to four months.

Media: Media life will vary according to contaminant levels. Send a sample of the media to Purafil's laboratory within thirty days of startup and an accurate estimation of the remaining media life can be projected. Refer to the Sampling Procedure Service Guide for further instructions. There is no charge for this analysis service.

Final Filter: Replace the JFL-90 final filter each time your Certificate of Analysis report indicates it is time to change your Purafil media.